

LiberoLight Induction Cook Top, mono zone

ITEM # _____
 MODEL # _____
 NAME # _____
 SIS # _____
 AIA # _____



602405 (E4HDEEOS)

Plug-in Induction Cook Top,
squared, mono zone,
3500W

Short Form Specification

Item No. _____

Plug-in 1 phase induction mono zone cook top. Sealed heavy duty glass-ceramic cooking surface, 4 mm in thickness. Glass touch control panel and digital LED display. Power watts or temperature setting. Timer and Boost function to reach maximum power quickly. Hot surface warning to prevent injuries. Automatic pan recognition and rapid heat transfer directly to the pan. Suitable for pots and pans with diameter from 160 mm to 280 mm. IP23 water protection. Cord and plug included. Dishwasher-safe air filters.

Main Features

- Automatic pan detection to transfer power only when pan is present.
- Suitable for pot and pan with bottom diameter from 120 mm to 210 mm.
- Glass control panel with capacitive touches for intuitive operations and easy cleaning.
- Digital display with LED indicators for enhanced visibility.
- You can set either the power or the temperature, easily switching from one mode to the other.
- Power setting from 50 to 3500 W.
- Temperature setting from 30°C to 250°C.
- Timer function can be used to set the cooking time, switching off the zone automatically at the end of the time set.
- Boost function to reach maximum power quickly.
- Safety first. Visual message displayed when the hob is still hot to prevent injuries.
- Self-diagnostics: an error code is displayed (Fxxx) in case of dysfunction.
- Plug in unit designed for table top installations.

Construction

- IP23 protection index.
- Induction air filters easy to clean and remove for about weekly cleaning. Dishwasher safe.
- Cord and plug included.
- Sealed heavy duty glass-ceramic cooking surface, 4 mm in thickness.

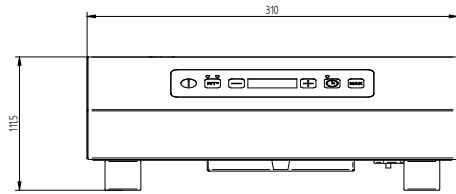
Sustainability



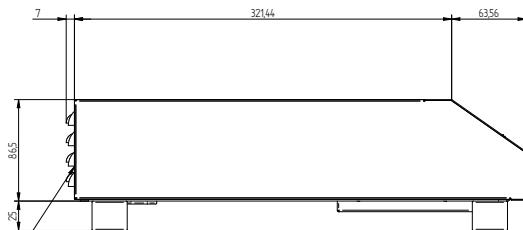
- This model is compliant with Swiss Energy Efficiency Ordinance (730.02).
- Rapid heat transfer directly to the pan, no heat is dispersed into the environment.

APPROVAL: _____

Front



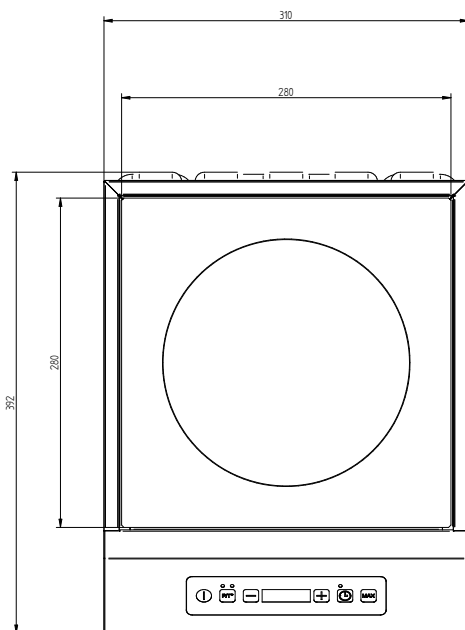
Side



A0

 EI = Electrical inlet (power)
 EO = Electrical Outlet

Top


Electric

Supply voltage:	220-240 V/1N ph/50/60 Hz
Total Watts:	3.5 kW
Plug type:	CE-SCHUKO
Minimum Circuit Ampacity (MCA):	16A

Key Information:

External dimensions, Width:	310 mm
External dimensions, Depth:	392 mm
External dimensions, Height:	110 mm
Net weight:	5 kg